










## Freshers' Checklist

Welcome to the University of Hertfordshire!

Make sure you're ready to start your adventure with us by checking this quick list!

- Make sure your finances are sorted**  
Make sure your funding is in place by logging into your Student Finance online portal 
- Have you secured your accommodation?**  
Staying on campus? Log into your Accommodation Portal and look for your Boarding Pass.  
Off-campus? Speak to your letting agent or landlord 
- Check your emails**  
Make sure you stay up to date, we send you a lot of important information before you start! 
- Set up your University Account**  
This gives you access to Wi-Fi, Canvas, your Student Record and more 
- Complete Stage 1 Registration (Online)**  
You should complete this before you arrive, as it will speed up your Registration process
- Get your Meningitis ACWY vaccination**  
Speak to your GP surgery to get this before you arrive at Herts 
- Plan your arrival**  
Make sure you know where to go and how to get there
- Pack important documents for Registration**
  - Your passport and any required visas
  - Payment information (eg a copy of your documentation confirming your approved student loan)
  - Stage 1 Registration (Online) confirmation email
- Need additional support?**  
Learn about the support available to students at Herts 
- Complete the Pre-Induction Module on Canvas**
- Download the Herts Mobile App**  
Keep up to date with notifications, access Ask Herts and find your way around campus with Wayfinding 
- Have some fun!**  
Buy your Freshers' Week Wristband, grab a drink at the EleHouse, or pop to the Forum and see what's on! 

Viewing online? Click the checkboxes to visit the relevant page