

# Display Energy Certificate

## How efficiently is this building being used?

University of Hertfordshire  
HEALTH RESEARCH BUILDING  
University of Hertfordshire  
College Lane  
HATFIELD  
AL10 9AB

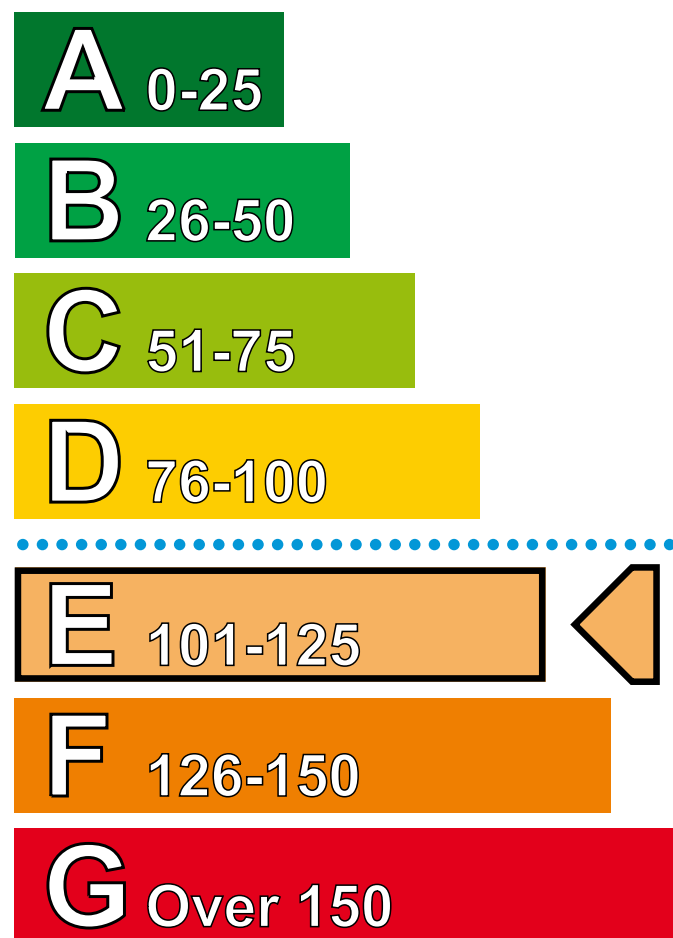
**Certificate Reference Number:**  
0530-0113-1049-8394-6102

This certificate indicates how much energy is being used to operate this building. The operational rating is based on meter readings of all the energy actually used in the building including for lighting, heating, cooling, ventilation and hot water. It is compared to a benchmark that represents performance indicative of all buildings of this type. There is more advice on how to interpret this information in the guidance document *Display Energy Certificates and advisory reports for public buildings* available on the Government's website at: [www.gov.uk/government/collections/energy-performance-certificates](http://www.gov.uk/government/collections/energy-performance-certificates).

### Energy Performance Operational Rating

This tells you how efficiently energy has been used in the building. The numbers do not represent actual units of energy consumed; they represent comparative energy efficiency. 100 would be typical for this kind of building.

More energy efficient



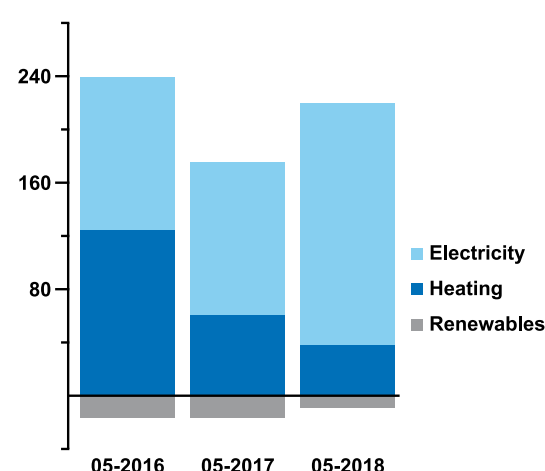
100 would be typical

105

Less energy efficient

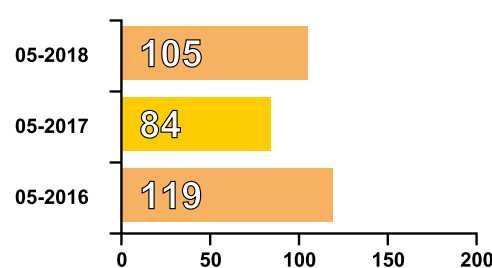
### Total CO<sub>2</sub> Emissions

This tells you how much carbon dioxide the building emits. It shows tonnes per year of CO<sub>2</sub>.



### Previous Operational Ratings

This tells you how efficiently energy has been used in this building over the last three accounting periods.



### Technical Information

This tells you technical information about how energy is used in this building. Consumption data based on estimates.

**Main heating fuel:** Natural Gas  
**Building environment:** Heating and Mechanical Ventilation  
**Total useful floor area (m<sup>2</sup>):** 2187  
**Asset Rating:** Not available

	Heating	Electricity
Annual Energy Use (kWh/m <sup>2</sup> /year)	91	151
Typical Energy Use (kWh/m <sup>2</sup> /year)	239	90
Energy from renewables	0%	4.9%

### Administrative Information

This is a Display Energy Certificate as defined in the Energy Performance of Buildings Regulations 2012 as amended.

**Assessment Software:** DCLG, ORCalc, v3.6.3  
**Property Reference:** 384061310010  
**Assessor Name:** Martin Keane  
**Assessor Number:** LCEA161231  
**Accreditation Scheme:** CIBSE Certification Limited  
**Employer/Trading Name:** Low Carbon Europe Limited  
**Employer/Trading Address:** Queensbury House, 3rd Floor 106 Queens Road, Brighton, BN1 3XF  
**Issue Date:** 22-05-2018  
**Nominated Date:** 05-05-2018  
**Valid Until:** 04-05-2019  
**Related Party Disclosure:** Contractor to the occupier for EPBD services only.

Recommendations for improving the energy performance of the building are contained in the associated Recommendation Report - .  
You can obtain contact details of CIBSE Certification Limited at [cibsecertification.com](http://cibsecertification.com).